



CoreLine Batten – the clear choice for LED

CoreLine Batten

Whether for a new building or renovation of an existing space, customers want lighting solutions that provide quality of light and substantial energy and maintenance savings. The new CoreLine Batten range of LED products can be used to replace traditional battens with fluorescent lamps. The process of selecting, installing and maintaining is so easy – it's a simple switch.

Benefits

- Up to 40% energy savings compared with TL-D
- Reliable LED technology – maintenance-free
- Direct replacement for conventional battens in terms of light performance, installation flexibility and length

Features

- Reliable integrated LED technology, ensuring maintenance-free installation and a long lifetime
- Can be used to replace traditional 2x18 W and 2x36 W TL-D battens
- Wide-beam light distribution
- Frosted diffuser ensures visual comfort

Application

- General area lighting
- Cove lighting
- Assembly lines

Warnings and Safety

- The product is IPX0 & as such is not protected against water ingress & as such we strongly recommend that the environment in which the luminaire is to be installed is suitably checked
- If the above advice is not taken and the luminaires are subject to water ingress, Philips / Signify cannot guarantee safe failure & product warranty will become void

CoreLine Batten

Versions



Standard Product Photo, Coreline Batten G3

ADAM-07caa802de644a8587feab
2700990f22




840 neutral white - Power supply unit

840 neutral white - Power supply unit




Product details



Coreline Batten G3, middle entry

Coreline Batten G3, easy opening




Coreline Batten G3, light-line creation

Coreline Batten G3, back view




Coreline Batten G3, side view

Coreline Batten G3, suspension kit



CoreLine Batten

Product details



Coreline Batten G3, light-line creation



Coreline Batten G3, accessories



Reflector accessory, BN126C, CoreLine batten G3



Reflector accessory, BN126C, CoreLine batten G3



Reflector accessory, BN126C, CoreLine batten G3



Reflector accessory, BN126C, CoreLine batten G3

Accessories



Finger-protected - 0.5 J standard plus - Steel

Ordercode 36574999



Finger-protected - 0.5 J standard plus - White

Ordercode 911401776822, 911401776832, 911401776842



Finger-protected - 0.5 J standard plus - White

Ordercode 911401776862, 911401776872, 911401776882

CoreLine Batten

Application Conditions

Suitable for random switching Not applicable

Approval and Application

Mech. impact protection code IK04

Ingress protection code IP20(front IP40)

General Information

CE mark CE mark

Protection class IEC Safety class I (I)

Driver included Yes

ENEC mark ENEC mark

Flammability mark NO

Glow-wire test 650/30

Light source replaceable No

Number of gear units 1 unit

Optic type VWB

Service tag No

Initial Performance (IEC Compliant)

Init. Color Rendering Index >80

Luminous flux tolerance +/-10%

Mechanical and Housing

Color White RAL 9003

Application Conditions

Order Code	Full Product Name	Ambient temperature range	Maximum dim level
96818200	BN126C LED41S/840 PSU ELB3 TW1 L1200	0 to +40 °C	Not applicable
36551099	BN126C LED41S/840 PSD TW1 L1200	-20 to +40 °C	1% (depends on dimmer, ELV)
36346299	BN126C LED25S/840 PSU TW1 L1200	-20 to +40 °C	Not applicable
36347999	BN126C LED23S/830 PSU TW1 L1200	-20 to +40 °C	Not applicable
36348699	BN126C LED41S/840 PSU TW1 L1200	-20 to +40 °C	Not applicable
36349399	BN126C LED38S/830 PSU TW1 L1200	-20 to +40 °C	Not applicable
36350999	BN126C LED64S/840 PSU TW1 L1200	-20 to +40 °C	Not applicable
36351699	BN126C LED60S/830 PSU TW1 L1200	-20 to +40 °C	Not applicable
96820500	BN126C LED52S/840 PSU ELB3 TW1 L1500	0 to +40 °C	Not applicable
36552799	BN126C LED52S/840 PSD TW1 L1500	-20 to +40 °C	1% (depends on dimmer, ELV)
36352399	BN126C LED35S/840 PSU TW1 L1500	-20 to +40 °C	Not applicable
36353099	BN126C LED32S/830 PSU TW1 L1500	-20 to +40 °C	Not applicable
36354799	BN126C LED52S/840 PSU TW1 L1500	-20 to +40 °C	Not applicable
36355499	BN126C LED48S/830 PSU TW1 L1500	-20 to +40 °C	Not applicable
36356199	BN126C LED80S/840 PSU TW1 L1500	-20 to +40 °C	Not applicable
36357899	BN126C LED74S/830 PSU TW1 L1500	-20 to +40 °C	Not applicable
36344899	BN126C LED22S/840 PSU TW1 L600	-20 to +40 °C	Not applicable
36345599	BN126C LED20S/830 PSU TW1 L600	-20 to +40 °C	Not applicable
36358599	BN126C LED64S/840 PSU TW1 L1800	-20 to +40 °C	Not applicable
36359299	BN126C LED60S/830 PSU TW1 L1800	-20 to +40 °C	Not applicable
36360899	BN126C LED100S/840 PSU TW1 L1800	-20 to +40 °C	Not applicable
36361599	BN126C LED94S/830 PSU TW1 L1800	-20 to +40 °C	Not applicable

Controls and Dimming

Order Code	Full Product Name	Dimmable	Order Code	Full Product Name	Dimmable
96818200	BN126C LED41S/840 PSU ELB3 TW1 L1200	No	36353099	BN126C LED32S/830 PSU TW1 L1500	No
36551099	BN126C LED41S/840 PSD TW1 L1200	Yes	36354799	BN126C LED52S/840 PSU TW1 L1500	No
36346299	BN126C LED25S/840 PSU TW1 L1200	No	36355499	BN126C LED48S/830 PSU TW1 L1500	No
36347999	BN126C LED23S/830 PSU TW1 L1200	No	36356199	BN126C LED80S/840 PSU TW1 L1500	No
36348699	BN126C LED41S/840 PSU TW1 L1200	No	36357899	BN126C LED74S/830 PSU TW1 L1500	No
36349399	BN126C LED38S/830 PSU TW1 L1200	No	36344899	BN126C LED22S/840 PSU TW1 L600	No
36350999	BN126C LED64S/840 PSU TW1 L1200	No	36345599	BN126C LED20S/830 PSU TW1 L600	No
36351699	BN126C LED60S/830 PSU TW1 L1200	No	36358599	BN126C LED64S/840 PSU TW1 L1800	No
96820500	BN126C LED52S/840 PSU ELB3 TW1 L1500	No	36359299	BN126C LED60S/830 PSU TW1 L1800	No
36552799	BN126C LED52S/840 PSD TW1 L1500	Yes	36360899	BN126C LED100S/840 PSU TW1 L1800	No
36352399	BN126C LED35S/840 PSU TW1 L1500	No	36361599	BN126C LED94S/830 PSU TW1 L1800	No

Operating and Electrical

Order Code	Full Product Name	Input Voltage	Order Code	Full Product Name	Input Voltage
96818200	BN126C LED41S/840 PSU ELB3 TW1 L1200	220-240 V	36351699	BN126C LED60S/830 PSU TW1 L1200	220 to 240 V
36551099	BN126C LED41S/840 PSD TW1 L1200	220 to 240 V	96820500	BN126C LED52S/840 PSU ELB3 TW1 L1500	220-240 V
36346299	BN126C LED25S/840 PSU TW1 L1200	220 to 240 V	36552799	BN126C LED52S/840 PSD TW1 L1500	220 to 240 V
36347999	BN126C LED23S/830 PSU TW1 L1200	220 to 240 V	36352399	BN126C LED35S/840 PSU TW1 L1500	220 to 240 V
36348699	BN126C LED41S/840 PSU TW1 L1200	220 to 240 V	36353099	BN126C LED32S/830 PSU TW1 L1500	220 to 240 V
36349399	BN126C LED38S/830 PSU TW1 L1200	220 to 240 V	36354799	BN126C LED52S/840 PSU TW1 L1500	220 to 240 V
36350999	BN126C LED64S/840 PSU TW1 L1200	220 to 240 V	36355499	BN126C LED48S/830 PSU TW1 L1500	220 to 240 V

CoreLine Batten

Order Code	Full Product Name	Input Voltage
36356199	BN126C LED80S/840 PSU TW1 L1500	220 to 240 V
36357899	BN126C LED74S/830 PSU TW1 L1500	220 to 240 V
36344899	BN126C LED22S/840 PSU TW1 L600	220 to 240 V
36345599	BN126C LED20S/830 PSU TW1 L600	220 to 240 V

Order Code	Full Product Name	Input Voltage
36358599	BN126C LED64S/840 PSU TW1 L1800	220 to 240 V
36359299	BN126C LED60S/830 PSU TW1 L1800	220 to 240 V
36360899	BN126C LED100S/840 PSU TW1 L1800	220 to 240 V
36361599	BN126C LED94S/830 PSU TW1 L1800	220 to 240 V

General Information

Order Code	Full Product Name	Product Family Code
96818200	BN126C LED41S/840 PSU ELB3 TW1 L1200	BN126C
36551099	BN126C LED41S/840 PSD TW1 L1200	-
36346299	BN126C LED25S/840 PSU TW1 L1200	-
36347999	BN126C LED23S/830 PSU TW1 L1200	-
36348699	BN126C LED41S/840 PSU TW1 L1200	-
36349399	BN126C LED38S/830 PSU TW1 L1200	-
36350999	BN126C LED64S/840 PSU TW1 L1200	-
36351699	BN126C LED60S/830 PSU TW1 L1200	-
96820500	BN126C LED52S/840 PSU ELB3 TW1 L1500	BN126C
36552799	BN126C LED52S/840 PSD TW1 L1500	-
36352399	BN126C LED35S/840 PSU TW1 L1500	-

Order Code	Full Product Name	Product Family Code
36353099	BN126C LED32S/830 PSU TW1 L1500	-
36354799	BN126C LED52S/840 PSU TW1 L1500	-
36355499	BN126C LED48S/830 PSU TW1 L1500	-
36356199	BN126C LED80S/840 PSU TW1 L1500	-
36357899	BN126C LED74S/830 PSU TW1 L1500	-
36344899	BN126C LED22S/840 PSU TW1 L600	-
36345599	BN126C LED20S/830 PSU TW1 L600	-
36358599	BN126C LED64S/840 PSU TW1 L1800	-
36359299	BN126C LED60S/830 PSU TW1 L1800	-
36360899	BN126C LED100S/840 PSU TW1 L1800	-
36361599	BN126C LED94S/830 PSU TW1 L1800	-

Initial Performance (IEC Compliant) (1/2)

Order Code	Full Product Name	Initial chromaticity	Init. Corr. Color Temperature	Initial LED luminaire efficacy	Initial luminous flux
96818200	BN126C LED41S/840 PSU ELB3 TW1 L1200	(0.38,0.38)SDCM<3	4000 K	121 lm/W	4100 lm
36551099	BN126C LED41S/840 PSD TW1 L1200	(0.38,0.38)SDCM<3	4000 K	124 lm/W	4100 lm
36346299	BN126C LED25S/840 PSU TW1 L1200	(0.38,0.38)SDCM<3	4000 K	139 lm/W	2500 lm
36347999	BN126C LED23S/830 PSU TW1 L1200	(0.44,0.40)SDCM<3	3000 K	128 lm/W	2300 lm
36348699	BN126C LED41S/840 PSU TW1 L1200	(0.38,0.38)SDCM<3	4000 K	132 lm/W	4100 lm
36349399	BN126C LED38S/830 PSU TW1 L1200	(0.44,0.40)SDCM<3	3000 K	123 lm/W	3800 lm
36350999	BN126C LED64S/840 PSU TW1 L1200	(0.38,0.38)SDCM<3	4000 K	131 lm/W	6400 lm

Order Code	Full Product Name	Initial chromaticity	Init. Corr. Color Temperature	Initial LED luminaire efficacy	Initial luminous flux
36351699	BN126C LED60S/830 PSU TW1 L1200	(0.44,0.40)SDCM<3	3000 K	122 lm/W	6000 lm
96820500	BN126C LED52S/840 PSU ELB3 TW1 L1500	(0.38,0.38)SDCM<3	4000 K	121 lm/W	5200 lm
36552799	BN126C LED52S/840 PSD TW1 L1500	(0.38,0.38)SDCM<3	4000 K	127 lm/W	5200 lm
36352399	BN126C LED35S/840 PSU TW1 L1500	(0.38,0.38)SDCM<3	4000 K	137 lm/W	3500 lm
36353099	BN126C LED32S/830 PSU TW1 L1500	(0.44,0.40)SDCM<3	3000 K	125 lm/W	3200 lm
36354799	BN126C LED52S/840 PSU TW1 L1500	(0.38,0.38)SDCM<3	4000 K	130 lm/W	5200 lm

CoreLine Batten

Order Code	Full Product Name	Initial chromaticity	Init. Corr. Color Temperature	Initial LED luminaire efficacy	Initial luminous flux
36355499	BN126C LED48S/830 PSU TW1 L1500	(0.44,0.40)SDCM<3	3000 K	120 lm/W	4800 lm
36356199	BN126C LED80S/840 PSU TW1 L1500	(0.38,0.38)SDCM<3	4000 K	136 lm/W	8000 lm
36357899	BN126C LED74S/830 PSU TW1 L1500	(0.44,0.40)SDCM<3	3000 K	125 lm/W	7400 lm
36344899	BN126C LED22S/840 PSU TW1 L600	(0.38,0.38)SDCM<3	4000 K	129 lm/W	2200 lm
36345599	BN126C LED20S/830	(0.44,0.40)SDCM<3	3000 K	118 lm/W	2000 lm

Order Code	Full Product Name	Initial chromaticity	Init. Corr. Color Temperature	Initial LED luminaire efficacy	Initial luminous flux
	PSU TW1 L600				
36358599	BN126C LED64S/840 PSU TW1 L1800	(0.38,0.38)SDCM<3	4000 K	131 lm/W	6400 lm
36359299	BN126C LED60S/830 PSU TW1 L1800	(0.44,0.40)SDCM<3	3000 K	122 lm/W	6000 lm
36360899	BN126C LED100S/84 O PSU TW1 L1800	(0.38,0.38)SDCM<3	4000 K	133 lm/W	10000 lm
36361599	BN126C LED94S/830 PSU TW1 L1800	(0.44,0.40)SDCM<3	3000 K	125 lm/W	9400 lm

Initial Performance (IEC Compliant) (2/2)

Order Code	Full Product Name	Initial input power
96818200	BN126C LED41S/840 PSU ELB3 TW1 L1200	34 W
36551099	BN126C LED41S/840 PSD TW1 L1200	33 W
36346299	BN126C LED25S/840 PSU TW1 L1200	18 W
36347999	BN126C LED23S/830 PSU TW1 L1200	18 W
36348699	BN126C LED41S/840 PSU TW1 L1200	31 W
36349399	BN126C LED38S/830 PSU TW1 L1200	31 W
36350999	BN126C LED64S/840 PSU TW1 L1200	49 W
36351699	BN126C LED60S/830 PSU TW1 L1200	49 W
96820500	BN126C LED52S/840 PSU ELB3 TW1 L1500	43 W
36552799	BN126C LED52S/840 PSD TW1 L1500	41 W
36352399	BN126C LED35S/840 PSU TW1 L1500	25.5 W

Order Code	Full Product Name	Initial input power
36353099	BN126C LED32S/830 PSU TW1 L1500	25.5 W
36354799	BN126C LED52S/840 PSU TW1 L1500	40 W
36355499	BN126C LED48S/830 PSU TW1 L1500	40 W
36356199	BN126C LED80S/840 PSU TW1 L1500	59 W
36357899	BN126C LED74S/830 PSU TW1 L1500	59 W
36344899	BN126C LED22S/840 PSU TW1 L600	17 W
36345599	BN126C LED20S/830 PSU TW1 L600	17 W
36358599	BN126C LED64S/840 PSU TW1 L1800	49 W
36359299	BN126C LED60S/830 PSU TW1 L1800	49 W
36360899	BN126C LED100S/840 PSU TW1 L1800	75 W
36361599	BN126C LED94S/830 PSU TW1 L1800	75 W

