



# SlimBlend Rectangular - High performance, advanced control

## SlimBlend Rectangular, recessed

Office norm-compliant lighting with good quality of light is in demand. Moreover, there is also an increasing need for comfort-enhancing effects such as diffused lighting and lighting smoothly blending into the ceiling architecture. That's why 'surface of light' solutions are becoming more and more popular. But parallel to these needs, are the demands to reduce energy and maintenance costs. SlimBlend answers all these needs and more. Not only does it provide glare-free comfort with a diffuse effect and clutter-free aesthetics thanks to integrated control options, it also creates a special blending of light. It uses the 'trapped' light under the masking to create a subtle glow, with a soft transition to the edge, lowering the brightness perception and blending the light into the ceiling. SlimBlend can also be part of a connected lighting system and integrated into the IT infrastructure enabling data on usage to be collected to help reduce energy costs and enhance employee comfort further. Also, thanks to the slim design, it enables technical equipment to be more easily installed in the plenum. Moreover, thanks to the variety of ways of mounting, various ceiling types can take advantage of this luminaire family. SlimBlend comes in square, rectangular and can be either recessed, surface-mounted, suspended. It offers a good balance between initial cost and ROI, making it the ideal choice for delivering excellent quality of light and a fast Return on Investment for offices.

### Benefits

- Unique combination of distinguished look & feel and performance
- Helps declutter ceiling architectures
- Integrated sensor makes it ready for connected lighting systems
- Reduced installation time & cost

# SlimBlend Rectangular, recessed

## Features

- Best-in-class efficacy, supporting green building design
- Good balance between initial cost & ROI, payback within 3 years
- Integrated sensor for (connected) lighting systems enabling additional energy saving, data collection
- Light floats towards edges of luminaire to ensure it, blends into the ceiling architecture
- Comfortable, glare-free office compliant lighting using Micro Lens Optics

## Application

- Offices
- Healthcare
- Education

## Specifications

<b>Type</b>	RC400B(module size 600x600 mm versions) RC402B (module size 625x625 mm versions)
<b>Ceiling type</b>	Exposed- and symmetrical concealed T-bar ceiling and plaster (board) ceiling
<b>Ceiling grid</b>	Module size in length: 300 mm Module size in length: 312.5 mm
<b>Light source</b>	Non-replaceable LED module
<b>Power (+/-10%)</b>	25-40 W (depending on type)
<b>Beam angle</b>	92°
<b>Luminous flux</b>	2800 Lumen 3600 Lumen 4200 Lumen
<b>Correlated Color Temperature</b>	3000K and 4000K
<b>Color Rendering Index</b>	>80
<b>Lumen maintenance at median useful life* 50000 h</b>	L80
<b>Control gear failure rate at median useful life 50000 h</b>	5%
<b>Performance Ambient Temperature Tq</b>	+25 °C


<b>Operating temperature range</b>	+10 to +40 °C
<b>Driver</b>	Built-in
<b>Power/Data supply</b>	PSU PSD PSD-CLO PSD-T PoE
<b>Mains voltage</b>	220-240 V / 50-60 Hz
<b>Dimming</b>	Dali, PoE
<b>Material</b>	Housing: coated steel and plastic Optics: Micro Lens Optics (MLO)
<b>Color</b>	White
<b>Optical cover</b>	Micro Lens Optic (MLO)
<b>Connection</b>	PIP or W
<b>Maintenance</b>	Optical module sealed for life; no internal cleaning required
<b>Installation</b>	Individual; lay-in in exposed ceiling grids or with ceiling brackets in concealed ceiling grids or plasterboard ceilings
<b>Through-wiring possible</b>	Yes (depending on type)
<b>Accessories</b>	Concealed, Plaster, Suspended & Surface Mounted kits

# SlimBlend Rectangular, recessed

## Versions



SlimBlend recessed mod. 600



SlimBlend recessed mod. 600

## Product details



SlimBlend\_RR-RC400B-3COM\_DPP.tif



SlimBlend\_RR-RC400B-3DPP.tif




SlimBlend\_RR-RC400B-3DPP.tif

SlimBlend\_RR-RC400B-3Com\_DPP.tif



SlimBlend\_RR-RC400B-1DPP.tif




SlimBlend\_RR-RC400B-7DPP.tif

# SlimBlend Rectangular, recessed

## Product details



SlimBlend\_RR-RC400B-1DPP.tif



SlimBlend\_RR-RC400B-7DPP.tif

### Application conditions

Ambient temperature range	+10 to +40 °C
Suitable for random switching	Yes

### Approval and application

Mech. impact protection code	IK02
Ingress protection code	IP20

### Operating and electrical

Input Voltage	220-240 V
---------------	-----------

### General information

Beam angle of light source	120 °
CE mark	CE mark
Driver included	Yes
ENEC mark	ENEC mark
Flammability mark	F
Glow-wire test	650/5
Light source replaceable	No
Number of gear units	1 unit
Optic type	No
Product Family Code	RC400B
Service tag	Yes

### Initial performance (IEC compliant)

Init. Color Rendering Index	80
Luminous flux tolerance	+/-10%

### Mechanical and housing

Color	White
-------	-------

### Application conditions

Order Code	Full Product Name	Maximum dim level
17467500	RC400B LED36S/830 PSD W30L120 VPC PIP	1%
17468200	RC400B LED36S/840 PSD W30L120 VPC PIP	1%
17686000	RC400B LED36S/840 POE W30L120 VPC	1%
17705800	RC400B LED36S/840 PSU W30L120 VPC PIP	-
17708900	RC400B LED42S/840 PSU W30L120 VPC PIP	-
17470500	RC400B LED36S/830 PSD W30L120 VPC ACL PI	1%
17471200	RC400B LED36S/840 PSD W30L120 VPC ACL PI	1%
17472900	RC400B LED36S/840 PSD W30L120 VPC ACL W	1%
17688400	RC400B LED36S/840 POE W30L120 VPC MSE	1%

## Controls and dimming

Order Code	Full Product Name	Dimmable
17467500	RC400B LED36S/830 PSD W30L120 VPC PIP	Yes
17468200	RC400B LED36S/840 PSD W30L120 VPC PIP	Yes
17686000	RC400B LED36S/840 POE W30L120 VPC	Yes
17705800	RC400B LED36S/840 PSU W30L120 VPC PIP	No
17708900	RC400B LED42S/840 PSU W30L120 VPC PIP	No

Order Code	Full Product Name	Dimmable
17470500	RC400B LED36S/830 PSD W30L120 VPC ACL PI	Yes
17471200	RC400B LED36S/840 PSD W30L120 VPC ACL PI	Yes
17472900	RC400B LED36S/840 PSD W30L120 VPC ACL W	Yes
17688400	RC400B LED36S/840 POE W30L120 VPC MSE	Yes

# SlimBlend Rectangular, recessed

## General information

Order Code	Full Product Name	Protection class IEC
17467500	RC400B LED36S/830 PSD W30L120 VPC PIP	Safety class II (II)
17468200	RC400B LED36S/840 PSD W30L120 VPC PIP	Safety class II (II)
17686000	RC400B LED36S/840 POE W30L120 VPC	Safety class III (III)
17705800	RC400B LED36S/840 PSU W30L120 VPC PIP	Safety class II (II)
17708900	RC400B LED42S/840 PSU W30L120 VPC PIP	Safety class II (II)

Order Code	Full Product Name	Protection class IEC
17470500	RC400B LED36S/830 PSD W30L120 VPC ACL PI	Safety class I (I)
17471200	RC400B LED36S/840 PSD W30L120 VPC ACL PI	Safety class I (I)
17472900	RC400B LED36S/840 PSD W30L120 VPC ACL W	Safety class I (I)
17688400	RC400B LED36S/840 POE W30L120 VPC MSE	Safety class III (III)

## Initial performance (IEC compliant) (1/2)

Order Code	Full Product Name	Initial chromaticity	Init. Corr. Color Temperature	Initial LED luminaire efficacy	Initial luminous flux
17467500	RC400B LED36S/830 PSD W30L120 VPC PIP	(0.43, 0.40)	3000 K	97 lm/W	3600 lm
17468200	RC400B LED36S/840 PSD W30L120 VPC PIP	(0.38, 0.38)	4000 K	107 lm/W	3600 lm
17686000	RC400B LED36S/840 POE W30L120 VPC	(0.38, 0.38)	4000 K	114 lm/W	3600 lm
17705800	RC400B LED36S/840 PSU W30L120 VPC PIP	(0.38, 0.38)	4000 K	107 lm/W	3600 lm
17708900	RC400B LED42S/840 PSU W30L120 VPC PIP	(0.38, 0.38)	4000 K	105 lm/W	4200 lm

Order Code	Full Product Name	Initial chromaticity	Init. Corr. Color Temperature	Initial LED luminaire efficacy	Initial luminous flux
17470500	RC400B LED36S/830 PSD W30L120 VPC ACL PI	(0.43, 0.40)	3000 K	97 lm/W	3600 lm
17471200	RC400B LED36S/840 PSD W30L120 VPC ACL PI	(0.38, 0.38)	4000 K	107 lm/W	3600 lm
17472900	RC400B LED36S/840 PSD W30L120 VPC ACL W	(0.38, 0.38)	4000 K	107 lm/W	3600 lm
17688400	RC400B LED36S/840 POE W30L120 VPC MSE	(0.38, 0.38)	4000 K	114 lm/W	3600 lm

## Initial performance (IEC compliant) (2/2)

Order Code	Full Product Name	Initial input power
17467500	RC400B LED36S/830 PSD W30L120 VPC PIP	37 W
17468200	RC400B LED36S/840 PSD W30L120 VPC PIP	33.5 W
17686000	RC400B LED36S/840 POE W30L120 VPC	31.5 W
17705800	RC400B LED36S/840 PSU W30L120 VPC PIP	33.5 W
17708900	RC400B LED42S/840 PSU W30L120 VPC PIP	40 W

Order Code	Full Product Name	Initial input power
17470500	RC400B LED36S/830 PSD W30L120 VPC ACL PI	37 W
17471200	RC400B LED36S/840 PSD W30L120 VPC ACL PI	33.5 W
17472900	RC400B LED36S/840 PSD W30L120 VPC ACL W	33.5 W
17688400	RC400B LED36S/840 POE W30L120 VPC MSE	31.5 W

## Mechanical and housing

Order Code	Full Product Name	Diameter
17467500	RC400B LED36S/830 PSD W30L120 VPC PIP	-
17468200	RC400B LED36S/840 PSD W30L120 VPC PIP	-
17686000	RC400B LED36S/840 POE W30L120 VPC	-
17705800	RC400B LED36S/840 PSU W30L120 VPC PIP	-
17708900	RC400B LED42S/840 PSU W30L120 VPC PIP	-

Order Code	Full Product Name	Diameter
17470500	RC400B LED36S/830 PSD W30L120 VPC ACL PI	-
17471200	RC400B LED36S/840 PSD W30L120 VPC ACL PI	-
17472900	RC400B LED36S/840 PSD W30L120 VPC ACL W	-
17688400	RC400B LED36S/840 POE W30L120 VPC MSE	-

## SlimBlend Rectangular, recessed

