



ClearWay gen2

BGP307 LED109-4S/740 II DM50 48/60S

ClearWay gen2 - LED module 10900 lm - 740 neutral white - Safety class II (II) - Distribution medium 50 - Universal for diameter 48-60 mm adjustable

ClearWay gen2 enables you to enjoy the benefits of LED technology right from the start. This new second generation of the luminaire builds on the strengths of its predecessor and is designed to further minimize your Total Cost of Ownership. ClearWay gen2 significantly improves the most important aspects of the street lighting experience compared to conventional lighting. Ideal for new streets and for renovating existing installations, this affordable range of lighting solutions combines clean, high quality light with significant energy and maintenance savings. In short, ClearWay gen2 means good quality light with all the added benefits of LED - energy savings and long lifetime. Offering more benefits, yet packaged in a thinner and lighter design, which makes it easier to install.

Product data

General Information		Flammability mark	NO [-]
Lamp family code	LED109 [LED module 10900 lm]	CE mark	CE mark
Light source color	740 neutral white	ENEC mark	ENEC mark
Light source replaceable	Yes	Warranty period	5 years
Number of gear units	1 unit	Optic type outdoor	Distribution medium 50
Driver/power unit/transformer	PSU [Power supply unit]	Remarks	*-Per Lighting Europe guidance paper "Evaluating performance of LED based luminaires - January 2018": statistically there is no relevant difference in lumen maintenance between B50 and for example B10. Therefore, the median useful life (B50) value also represents the B10 value. * At
Driver included	Yes		
Luminaire light beam spread	154° - 31° x 54°		
Control interface	-		
Connection	Push-in connector 5-pole (PI)		
Cable	-		
Protection class IEC	Safety class II (II)		

ClearWay gen2

	extreme ambient temperatures the luminaire might automatically dim down to protect components
Constant light output	No
Number of products on MCB of 16 A type B	10
EU RoHS compliant	Yes
Light source engine type	LED
Product family code	BGP307 [ClearWay gen2]

Light Technical

Upward light output ratio	0
Standard tilt angle posttop	0°
Standard tilt angle side entry	0°

Operating and Electrical

Input Voltage	220 to 240 V
Input Frequency	50 to 60 Hz
Inrush current	47 A
Inrush time	0.25 ms
Power Factor (Min)	0.99

Controls and Dimming

Dimmable	No
----------	----

Mechanical and Housing

Housing Material	Aluminum die-cast
Reflector material	-
Optic material	Polycarbonate
Optical cover/lens material	Tempered glass
Fixation material	Aluminum
Mounting device	48/60A [Universal for diameter 48-60 mm adjustable]
Optical cover/lens shape	Flat
Optical cover/lens finish	Clear
Overall length	480 mm
Overall width	325 mm
Overall height	150 mm
Effective projected area	0.1151 m ²
Color	Gray
Dimensions (Height x Width x Depth)	150 x 325 x 480 mm (5.9 x 12.8 x 18.9 in)

Approval and Application

Ingress protection code	IP66 [Dust penetration-protected, jet-proof]
Mech. impact protection code	IK08 [5 J vandal-protected]
Surge Protection (Common/Differential)	Philips standard surge protection level kV

Initial Performance (IEC Compliant)

Initial luminous flux (system flux)	9460 lm
Luminous flux tolerance	+/-7%
Initial LED luminaire efficacy	146 lm/W
Init. Corr. Color Temperature	4000 K
Init. Color Rendering Index	70
Initial chromaticity	(0.38, 0.38) SDCM <5
Initial input power	65 W
Power consumption tolerance	+/-11%
Init. Color Rendering Index Tolerance	+/-2

Over Time Performance (IEC Compliant)

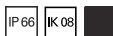
Control gear failure rate at median useful life 100000 h	10 %
Lumen maintenance at median useful life* 100000 h	L96

Application Conditions

Ambient temperature range	-40 to +50 °C
Performance ambient temperature Tq	25 °C
Maximum dim level	Not applicable

Product Data

Full product code	871869698707000
Order product name	BGP307 LED109-4S/740 II DM50 48/60S
EAN/UPC - Product	8718696987070
Order code	98707000
Numerator - Quantity Per Pack	1
Numerator - Packs per outer box	1
Material Nr. (12NC)	910925864606
Net Weight (Piece)	5.320 kg



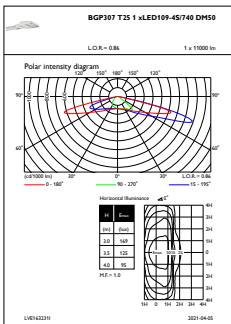
ClearWay gen2

Dimensional drawing

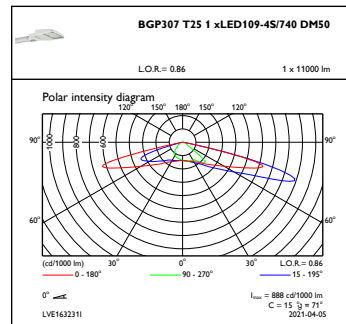


ClearWay gen2 BGP307

Photometric data



OFPL1_BGP307T251xLED109-4S740DM50



OFPC1_BGP307T251xLED109-4S740DM50

