



# TownGuide Performer

## BDP100 LED50/740 II DS PCF GR 62P

TOWNGUIDE PERF FLAT CONE - LED module 5000 lm - 740 neutral white - Safety class II (II) - Distribution symmetrical - Polycarbonate bowl/cover frosted - Gray - Post-top for diameter 62 mm

The TownGuide Performer family consists of six recognizable yet modern shapes: Flat Cone, Bowl, Classic Cone, Classic, T and Tzero. All are available with a clear bowl. Except for Tzero, also a frosted bowl can be chosen. With an extensive range of lumen packages and a choice of light colors and operating lifetimes, it is easy to select the version that best suits your project's specific requirements. In addition, TownGuide Performer has a variety of control system options that can make it an integral part of your smart energy-reduction programs – from stand-alone LumiStep and DynaDimmer, SDU switch-dim control, through to seamless remote connectivity with CityTouch lighting management software. Installation is easy. Thanks to the bayonet whistle connector with integrated gland located in the spigot, the luminaire does not have to be opened at all for installation. Philips has made every effort to make the Total Cost of Ownership (TCO) of the luminaire as attractive as possible. And as TownGuide Performer is a dedicated LED luminaire, compatible with a variety of control systems, the energy and maintenance cost savings compared to conventional lighting are significant.

### Product data

General Information			
Lamp family code	LED50 [ LED module 5000 lm]	Driver included	Yes
Light source color	740 neutral white	Optical cover/lens type	PCF [ Polycarbonate bowl/cover frosted]
Light source replaceable	Yes	Luminaire light beam spread	75°
Number of gear units	1 unit	Control interface	-
Driver/power unit/transformer	PSR [ Power supply unit regulating]	Connection	Screw connection block 5-pole
		Cable	-

# TownGuide Performer

Protection class IEC	Safety class II (II)
Flammability mark	NO [ - ]
CE mark	CE mark
ENEC mark	ENEC mark
Warranty period	5 years
Optic type outdoor	Distribution symmetrical
Constant light output	No
Number of products on MCB of 16 A type B	10
EU RoHS compliant	Yes
Light source engine type	LED
Service tag	Yes
Serviceability class	Class A, luminaire is equipped with serviceable parts (when applicable): LED board, driver, control units, surge protection device, optics, front cover and mechanical parts
Product family code	BDP100 [ TOWNGUIDE PERF FLAT CONE ]

## Light Technical

Upward light output ratio	3
Standard tilt angle posttop	0°
Standard tilt angle side entry	-

## Operating and Electrical

Input Voltage	220-240 V
Input Frequency	50 to 60 Hz
Inrush current	45 A
Inrush time	0.285 ms
Power Factor (Min)	0.94

## Controls and Dimming

Dimmable	No
----------	----

## Mechanical and Housing

Housing Material	Aluminum
Reflector material	-
Optic material	Acrylate
Optical cover/lens material	Polycarbonate
Fixation material	Steel
Mounting device	62P [ Post-top for diameter 62 mm ]
Optical cover/lens shape	Conical flat
Optical cover/lens finish	Frosted
Overall height	209 mm
Overall diameter	570 mm

Effective projected area	0.051 m <sup>2</sup>
Color	Gray
Dimensions (Height x Width x Depth)	209 x NaN x NaN mm (8.2 x NaN x NaN in)

## Approval and Application

Ingress protection code	IP66 [ Dust penetration-protected, jet-proof ]
Mech. impact protection code	IK10 [ 20 J vandal-resistant ]
Surge Protection (Common/Differential)	Luminaire surge protection level until 6 kV differential mode and 6 kV common mode

## Initial Performance (IEC Compliant)

Initial luminous flux (system flux)	2800 lm
Luminous flux tolerance	+/-7%
Initial LED luminaire efficacy	82 lm/W
Init. Corr. Color Temperature	4000 K
Init. Color Rendering Index	70
Initial chromaticity	(0.38, 0.38) SDCM <5
Initial input power	34 W
Power consumption tolerance	+/-11%

## Over Time Performance (IEC Compliant)

Control gear failure rate at median useful life 100000 h	10 %
Lumen maintenance at median useful life* 100000 h	93

## Application Conditions

Ambient temperature range	-40 to +35 °C
Performance ambient temperature Tq	25 °C
Maximum dim level	Not applicable

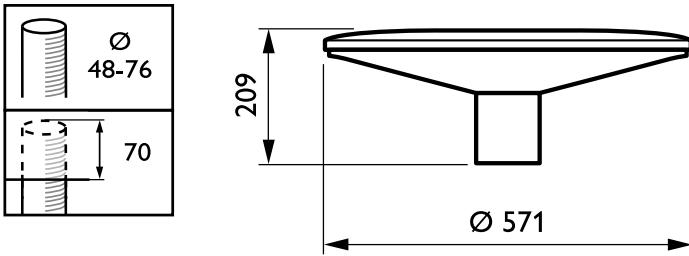
## Product Data

Full product code	871829190982800
Order product name	BDP100 LED50/740 II DS PCF GR 62P
EAN/UPC - Product	8718291909828
Order code	90982800
Numerator - Quantity Per Pack	1
Numerator - Packs per outer box	1
Material Nr. (12NC)	910925866286
Net Weight (Piece)	6.380 kg



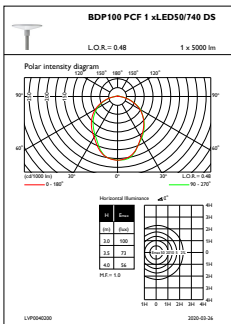
# TownGuide Performer

## Dimensional drawing

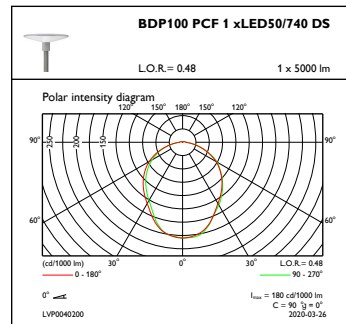


TownGuide Performer BDP100-105

## Photometric data



OFPL1\_BDP100PCF1xLED50740DS



OFPC1\_BDP100PCF1xLED50740DS

