



TownTune Central Post-Top DTD

BDP263 LED30-4S/740 DW50 CLO-DDF1 62P DR

TOWNTUNE CENTRAL POST-TOP DTD - LED module 3000 lm - LED - 740 neutral white - Power supply unit with DALI interface and constant light output - 220 to 240 V - 50 to 60 Hz - Safety class I (I) - Distribution wide 50 - Polycarbonate bowl/cover UV-resistant - Dark gray - Philips standard surge protection level kV - - - Post-top for diameter 62 mm

As a luminaire family prepared for existing and scalable urban spaces, TownTune offers all the recent lighting innovations in terms of performance, quality of light and connectivity. The Philips TownTune family consists of three members: a central post top, an asymmetric spigot version and a version using an extending lyre post top bracket. Each of these three can be customized with a choice of different shapes for housing and an optional of decorative ring which comes in two colors. By having these options available you can create your very own lighting signature and give distinctive identity to districts and cities. The luminaire family is also equipped with the QR code-based Philips Service tag, which supports installation and maintenance work and enables you to create your digital library of lighting assets and spare parts. TownTune also makes use of the Philips Ledgine optimized lighting platform ensuring that you always have the right amount and direction of light on your street. Furthermore, thanks to being SR (System Ready), TownTune is also future-proof and is ready to be paired with both standalone and advanced control and lighting software applications such as Interact City.

Product data

TownTune Central Post-Top DTD

General Information	
Lamp family code	LED30 [LED module 3000 lm]
Light source color	740 neutral white
Light source replaceable	Yes
Number of gear units	1 unit
Driver/power unit/transformer	PSD-CLO [Power supply unit with DALI interface and constant light output]
Driver included	Yes
Optical cover/lens type	PC-UV [Polycarbonate bowl/cover UV-resistant]
Luminaire light beam spread	6° - 18° × 133°
Control interface	DALI
Connection	CI [Internal connector]
Cable	-
Protection class IEC	Safety class I (I)
Flammability mark	F [For mounting on normally flammable surfaces]
CE mark	CE mark
ENEC mark	ENEC mark
Warranty period	5 years
Optic type outdoor	Distribution wide 50
Remarks	* At extreme ambient temperatures the luminaire might automatically dim down to protect components
Constant light output	Yes
Number of products on MCB of 16 A type B	29
EU RoHS compliant	Yes
Light source engine type	LED
Service tag	Yes
Product family code	BDP263 [TOWNTUNE CENTRAL POST-TOP DTD]

Light Technical	
Upward light output ratio	0
Standard tilt angle posttop	0°
Standard tilt angle side entry	-

Operating and Electrical	
Input Voltage	220 to 240 V
Input Frequency	50 to 60 Hz
Initial CLO power consumption	18.6 W
Average CLO power consumption	18.8 W
End CLO power consumption	19 W
Inrush current	15 A
Inrush time	0.295 ms
Power Factor (Min)	0.99

Controls and Dimming	
Dimmable	Yes

Mechanical and Housing	
Housing Material	Aluminum die-cast
Reflector material	Acrylate
Optic material	Polymethyl methacrylate
Optical cover/lens material	Polymethyl methacrylate
Fixation material	Aluminum
Mounting device	62P [Post-top for diameter 62 mm]
Optical cover/lens shape	Convex lens
Optical cover/lens finish	Clear
Overall height	313 mm
Overall diameter	477 mm
Effective projected area	0.11 m²
Color	Dark gray
Dimensions (Height x Width x Depth)	313 x NaN x NaN mm (12.3 x NaN x NaN in)

Approval and Application	
Ingress protection code	IP66 [Dust penetration-protected, jet-proof]
Mech. impact protection code	IK10 [20 J vandal-resistant]
Surge Protection (Common/Differential)	Philips standard surge protection level kV

Initial Performance (IEC Compliant)	
Initial luminous flux (system flux)	2001 lm
Luminous flux tolerance	+/-7%
Initial LED luminaire efficacy	108 lm/W
Init. Corr. Color Temperature	4000 K
Init. Color Rendering Index	>70
Initial chromaticity	(0.381, 0.379) SDCM <5
Initial input power	18.6 W
Power consumption tolerance	+/-11%
Init. Color Rendering Index Tolerance	+/-2

Over Time Performance (IEC Compliant)	
Control gear failure rate at median useful life 100000 h	10 %
Lumen maintenance at median useful life* 100000 h	L100

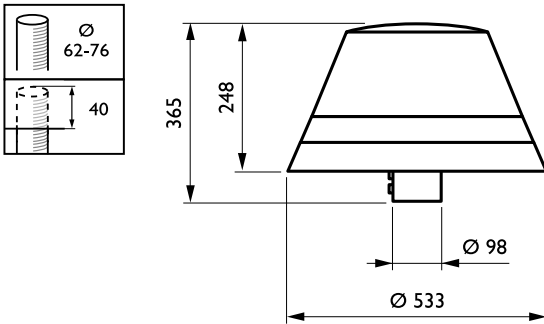
Application Conditions	
Ambient temperature range	-40 to +50 °C
Performance ambient temperature Tq	25 °C
Maximum dim level	10%

Product Data	
Full product code	871869949027000
Order product name	BDP263 LED30-4S/740 DW50 CLO-DDF1 62P DR
EAN/UPC - Product	8718699490270
Order code	49027000
Numerator - Quantity Per Pack	1
Numerator - Packs per outer box	1
Material Nr. (12NC)	912300024158
Net Weight (Piece)	7.800 kg

TownTune Central Post-Top DTD

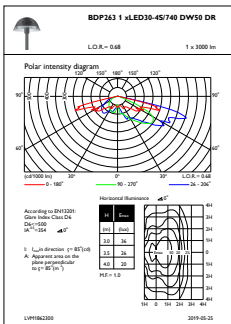


Dimensional drawing

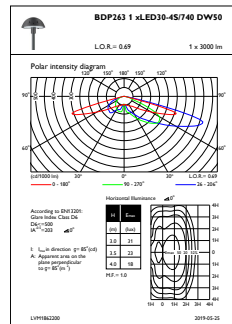


TownTune BDP260-273

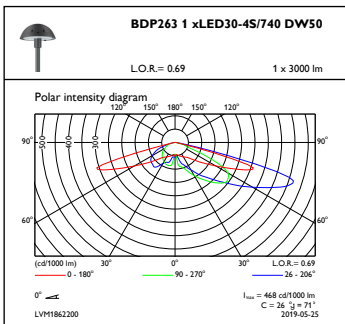
Photometric data



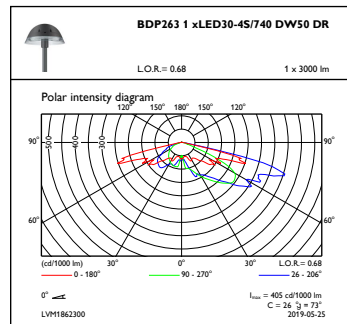
OFPL1_BDP2631xLED30-4S740DW50DR



OFPL1_BDP2631xLED30-4S740DW50



OFPC1_BDP2631xLED30-4S740DW50



_BDP2631xLED30-4S740DW50DR

