



Philips StoreSet Linear – A slim, discreet design for smaller format stores of the future

StoreSet Linear

StoreSet Linear is an ultra-flexible linear luminaire for retail track systems that offers excellent quality with the promise of future-proof upgrades. In retail applications such as supermarkets, city format shops, express stores, each linear panel can be combined with a wide range of spots from our portfolio, and integrated smoothly into your existing track system. So you can give your merchandise sparkle and stand out on the shelves, as well as in aisles and open areas. StoreSet Linear (SM504T) has a discreet, slim panel design that makes it easy to position the luminaires anywhere you like along the tracks - and accommodate future layout changes. Versions with a wireless driver offer enhanced comfort with dimming and scene setting on existing three-circuit track-mounted infrastructure without the need for wired controls. Plus integrated sensors for data collection will shed light on insightful, granular information that you can use to support your business.

Benefits

- Customized store ambiances with a high-flux linear luminaires and flexible positioning to suit any store layout
- Excellent quality of light combined with a wide range of high-efficiency optics and various color recipes
- Slim, discreet linear design that can be mixed with accent lighting projectors
- Easy maintenance with toolless access to driver
- Lighting designed for circularity

StoreSet Linear

Features

- Wide range of beams with OptiSuit optics available
- 3C track (SM504T) installation
- Efficient solution: up to 150 lumen per Watt (XA version)
- Robust but lightweight aluminum construction with plastic end caps
- Controls: Wired (DALI) and wireless connectivity, indoor positioning options available to enable our connected systems Interact for Retail and Interact Pro
- Color quality choices: standard, CRI90 and PremiumWhite
- Lighting designed for circularity with serviceable driver and integrated sensors

Application

- Food and Large Retailers
- Retail
- Petrol and Convenience
- City format shops, express stores, proximity formats

Warnings and Safety


- The canopy and optical surfaces must only ever be cleaned with a lint-free cloth and without detergents.

Specifications


Ambient Temperature	+10 to +35 °C
Main color of the	Black RAL 9004, silver RAL 9006, white RAL 9003
Luminaire	WH (RAL9003), BK (RAL9004), SI (RAL 9006)
Initial correlated color temperature	3000 K, 4000 K 3000K; 4000K
Initial luminous flux	6100 lm, 6600 lm, 8000 lm, 9000 lm, 9200 lm
Installation	On 3-circuit track
Optical cover	Polycarbonate Polycarbonate

Type	SM504T SM504T (short linear panel, 1.15 m version)
Light Source	Non-replaceable LED module
Initial LED luminaire efficacy	120, 130, 140, 143, 146, 148, 150, 153, 155, 161 lm/W StoreSet Linear standard range upto 130 lm/W StoreSet Linear XA range upto 160 lm/W

Versions




STORESET LINEAR - Power supply unit - Wide beam - 85° x 85°



STORESET LINEAR - Dali dimming IntarAct System ready visual light communication enabled - Wide beam - 85° x 85°


StoreSet Linear

Versions




STORESET LINEAR - Dali dimming
IntarAct System ready visual light
communicaton enabled - Wide
beam - 85° x 85°


Product details




StoreSet Linear close-up track
adaptor on track, white




StoreSet Linear close-up mech
adaptor + endcap, white




StoreSet Linear close-up mech
adaptor on track, white



StoreSet Linear close-up track
adaptor + endcap, white




StoreSet Linear top view track
adaptor, white




StoreSet Linear top view
mechanical adaptor, white

StoreSet Linear


Product details




StoreSet Linear close-up track adaptor on track, black




StoreSet Linear top view mechanical adaptor, black




StoreSet Linear close-up mech adaptor on track, black




StoreSet Linear close-up track adaptor + endcap, black




StoreSet Linear top view track adaptor, black



StoreSet Linear close-up mech adaptor + endcap, black




StoreSet Linear close-up mech adaptor on track, silver




StoreSet Linear close-up track adaptor on track, silver

StoreSet Linear


Product details




StoreSet Linear close-up track adaptor + endcap, silver



StoreSet Linear top view mechanical adaptor, silver



StoreSet Linear close-up mech adaptor + endcap, silver



StoreSet Linear top view track adaptor, silver

Application conditions

Ambient temperature range	+10 to +35 °C
Suitable for random switching	Yes

Approval and application

Mech. impact protection code	IK02
Ingress protection code	IP20

Operating and electrical

Input Voltage	220 to 240 V
---------------	--------------

General information

Beam angle of light source	120 °
CE mark	Yes
Protection class IEC	Safety class I (I)
Driver included	Yes
ENEC mark	ENEC mark
Flammability mark	F
Glow-wire test	650/30
Light source replaceable	No
Number of gear units	1 unit
Product Family Code	SM504T

Initial performance (IEC compliant)

Init. Color Rendering Index	≥80
Luminous flux tolerance	+/-10%

Application conditions

Order Code	Full Product Name	Maximum dim level
01228800	SM504T 61S/830 PSU WB WH	Not applicable
01229500	SM504T 61S/830 DIA-VLC DA35W WH	1%
01231800	SM504T 61S/840 PSU A20 WH	Not applicable
01233200	SM504T 66S/840 PSU DA45 WH	Not applicable
01237000	SM504T 80S/840 PSU A20 WH	Not applicable
01238700	SM504T 80S/840 PSU DA45 WH	Not applicable
01242400	SM504T 66S/830 DIA-VLC WB WH XA	1%
01243100	SM504T 66S/840 DIA-VLC DA35W WH XA	1%
01247900	SM504T 90S/840 PSU DA35W WH XA	Not applicable
01230100	SM504T 61S/840 DIA-VLC WB BK	1%
01234900	SM504T 80S/830 PSU WB BK	Not applicable
01232500	SM504T 66S/830 DIA-VLC WB SI	1%
01241700	SM504T 90S/840 PSU WB SI	Not applicable

Controls and dimming

StoreSet Linear

Order Code	Full Product Name	Dimmable
01228800	SM504T 61S/830 PSU WB WH	No
01229500	SM504T 61S/830 DIA-VLC DA35W WH	Yes
01231800	SM504T 61S/840 PSU A20 WH	No
01233200	SM504T 66S/840 PSU DA45 WH	No
01237000	SM504T 80S/840 PSU A20 WH	No
01238700	SM504T 80S/840 PSU DA45 WH	No
01242400	SM504T 66S/830 DIA-VLC WB WH XA	Yes

Order Code	Full Product Name	Dimmable
01243100	SM504T 66S/840 DIA-VLC DA35W WH XA	Yes
01247900	SM504T 90S/840 PSU DA35W WH XA	No
01230100	SM504T 61S/840 DIA-VLC WB BK	Yes
01234900	SM504T 80S/830 PSU WB BK	No
01232500	SM504T 66S/830 DIA-VLC WB SI	Yes
01241700	SM504T 90S/840 PSU WB SI	No

General information

Order Code	Full Product Name	Optic type
01228800	SM504T 61S/830 PSU WB WH	WB
01229500	SM504T 61S/830 DIA-VLC DA35W WH	DA35-WB
01231800	SM504T 61S/840 PSU A20 WH	Assymetric Beam angle
01233200	SM504T 66S/840 PSU DA45 WH	Double asymmetric optic 45°
01237000	SM504T 80S/840 PSU A20 WH	Assymetric Beam angle
01238700	SM504T 80S/840 PSU DA45 WH	Double asymmetric optic 45°
01242400	SM504T 66S/830 DIA-VLC WB WH XA	WB

Order Code	Full Product Name	Optic type
01243100	SM504T 66S/840 DIA-VLC DA35W WH XA	DA35-WB
01247900	SM504T 90S/840 PSU DA35W WH XA	DA35-WB
01230100	SM504T 61S/840 DIA-VLC WB BK	WB
01234900	SM504T 80S/830 PSU WB BK	WB
01232500	SM504T 66S/830 DIA-VLC WB SI	WB
01241700	SM504T 90S/840 PSU WB SI	WB

Initial performance (IEC compliant) (1/2)

Order Code	Full Product Name	Initial chromaticity	Init. Corr. Color Temperature	Initial LED luminaire efficacy	Initial luminous flux
01228800	SM504T 61S/830 PSU WB WH	(0.43, 0.40)	3000 K	120 lm/W	6100 lm
01229500	SM504T 61S/830 DIA-VLC DA35W WH	(0.43, 0.40)	3000 K	120 lm/W	6100 lm
01231800	SM504T 61S/840 PSU A20 WH	(0.38, 0.38)	4000 K	130 lm/W	6100 lm
01233200	SM504T 66S/840 PSU DA45 WH	(0.38, 0.38)	4000 K	153 lm/W	6600 lm
01237000	SM504T 80S/840 PSU A20 WH	(0.38, 0.38)	4000 K	148 lm/W	8000 lm
01238700	SM504T 80S/840 PSU DA45 WH	(0.38, 0.38)	4000 K	148 lm/W	8000 lm
01242400	SM504T 66S/830 DIA-VLC WB WH XA	(0.43, 0.40)	3000 K	150 lm/W	6600 lm

Order Code	Full Product Name	Initial chromaticity	Init. Corr. Color Temperature	Initial LED luminaire efficacy	Initial luminous flux
01243100	SM504T 66S/840 DIA-VLC DA35W WH XA	(0.38, 0.38)	4000 K	161 lm/W	6600 lm
01247900	SM504T 90S/840 PSU DA35W WH XA	(0.38, 0.38)	4000 K	155 lm/W	9000 lm
01230100	SM504T 61S/840 DIA-VLC WB BK	(0.38, 0.38)	4000 K	130 lm/W	6100 lm
01234900	SM504T 80S/830 PSU WB BK	(0.43, 0.40)	3000 K	140 lm/W	8000 lm
01232500	SM504T 66S/830 DIA-VLC WB SI	(0.43, 0.40)	3000 K	143 lm/W	6600 lm
01241700	SM504T 90S/840 PSU WB SI	(0.38, 0.38)	4000 K	146 lm/W	9200 lm

Initial performance (IEC compliant) (2/2)

Order Code	Full Product Name	Initial input power
01228800	SM504T 61S/830 PSU WB WH	51 W
01229500	SM504T 61S/830 DIA-VLC DA35W WH	51 W

Order Code	Full Product Name	Initial input power
01231800	SM504T 61S/840 PSU A20 WH	47 W
01233200	SM504T 66S/840 PSU DA45 WH	43 W

StoreSet Linear

Order Code	Full Product Name	Initial input power
01237000	SM504T 80S/840 PSU A20 WH	54 W
01238700	SM504T 80S/840 PSU DA45 WH	54 W
01242400	SM504T 66S/830 DIA-VLC WB WH XA	44 W
01243100	SM504T 66S/840 DIA-VLC DA35W WH XA	41 W
01247900	SM504T 90S/840 PSU DA35W WH XA	58 W

Order Code	Full Product Name	Initial input power
01230100	SM504T 61S/840 DIA-VLC WB BK	47 W
01234900	SM504T 80S/830 PSU WB BK	57 W
01232500	SM504T 66S/830 DIA-VLC WB SI	46 W
01241700	SM504T 90S/840 PSU WB SI	63 W

Mechanical and housing

Order Code	Full Product Name	Color
01228800	SM504T 61S/830 PSU WB WH	White RAL 9003
01229500	SM504T 61S/830 DIA-VLC DA35W WH	White RAL 9003
01231800	SM504T 61S/840 PSU A20 WH	White RAL 9003
01233200	SM504T 66S/840 PSU DA45 WH	White RAL 9003
01237000	SM504T 80S/840 PSU A20 WH	White RAL 9003
01238700	SM504T 80S/840 PSU DA45 WH	White RAL 9003
01242400	SM504T 66S/830 DIA-VLC WB WH XA	White RAL 9003

Order Code	Full Product Name	Color
01243100	SM504T 66S/840 DIA-VLC DA35W WH XA	White RAL 9003
01247900	SM504T 90S/840 PSU DA35W WH XA	White RAL 9003
01230100	SM504T 61S/840 DIA-VLC WB BK	Black RAL 9004
01234900	SM504T 80S/830 PSU WB BK	Black RAL 9004
01232500	SM504T 66S/830 DIA-VLC WB SI	Silver RAL 9006
01241700	SM504T 90S/840 PSU WB SI	Silver RAL 9006

