



MASTER LEDtube InstantFit HF

MASTER LEDtube HF 1200mm 16.5W833 T8 FOOD

The Philips MASTER LEDtube integrates a LED light source into a traditional fluorescent form factor. Its unique design creates a perfectly uniform visual appearance which cannot be distinguished from traditional fluorescent. The MASTER LEDtube Performance is the ideal solution for customers which have higher light requirements and the want to maximize value over lifetime.(need the longest lifetime). Full energy savings and TCO benefits.

Product data

General Information	
Cap-Base	G13 [Medium Bi-Pin Fluorescent]
Main Application	Industrial
Nominal Lifetime (Nom)	50000 h
Switching Cycle	50000X
B50L70	50000 h

Light Technical	
Colour Code	833 [CCT of 3300K]
Beam Angle (Nom)	160 °
Luminous Flux (Nom)	960 lm
Luminous Flux (Rated) (Nom)	960 lm
Rated Beam Angle	160 °
Colour Temperature, horizontal (Nom)	3300 K
Color Consistency	<6
Colour Rendering Index horiz (Nom)	83
LLMF At End Of Nominal Lifetime (Nom)	70 %

Operating and Electrical	
Input Frequency	25000-75000 Hz
Power (Rated) (Nom)	16.5 W
Lamp Current (Max)	500 mA
Lamp Current (Min)	280 mA
Starting Time (Nom)	0.5 s
Warm Up Time to 60% Light (Nom)	0.5 s
Power Factor (Nom)	0.9
Voltage (Nom)	50-100 V

Temperature	
T-Ambient (Max)	35 °C
T-Ambient (Min)	-20 °C
T-Storage (Max)	65 °C
T-Storage (Min)	-40 °C
T-Case Maximum (Nom)	45 °C

MASTER LEDtube InstantFit HF

Controls and Dimming

Dimmable	No
----------	----

Mechanical and Housing

Product Length	1200 mm
----------------	---------

Approval and Application

Energy Efficiency Label	B
Energy Saving Product	Yes
Suitable For Accent Lighting	No
Approval Marks	RoHS compliance KEMA Keur certificate CE marking
Energy Consumption kWh/1000 h	21 kWh

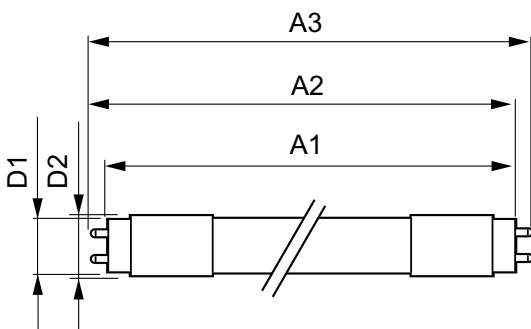
Product Data

Full product code	871869656616900
Order product name	MASTER LEDtube HF 1200mm 16.5W833 T8 FOOD
EAN/UPC - Product	8718696566169
Order code	56616900
Numerator - Quantity Per Pack	1
Numerator - Packs per outer box	10
Material Nr. (12NC)	929001226302
Net Weight (Piece)	0.360 kg

Warnings and Safety

- NOTES: The overall energy efficiency and light distribution of any installation that uses these lamps are determined by the design of the installation.


Dimensional drawing



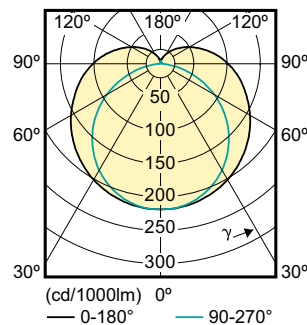
TLED 50-100V 16.5W-36W 3300K G13

Product	D1	D2	A1	A2	A3
MASTER LEDtube HF 1200mm 16.5W833 T8 FOOD	25.7 mm	28 mm	1198.0 mm	1205.0 mm	1212.0 mm

Photometric data



General Uniform Lighting
1 = 1600mm, 2 = 2000mm, 3 = 2500mm
General Illuminance E_v (lx) at height h (m)



MASTER LEDtube HF 1200mm 16.5W G13 3300K 960lm T8

MASTER LEDtube InstantFit HF

Photometric data

